

Product information

Savia Art™ Product Line



Savia Art is a complete new product line with a broad spectrum of innovations. The authentic sound quality is possible due to an intelligent combination of two Phonak key innovations: SoundRelax and Real Ear Sound. The Savia Art product line offers 12 models from micro with external receiver to power and options for increased fitting flexibility. An exclusive package of features like NoWhistle Technology, AutoPilot, digital SurroundZoom and

more enables a perfect mastering of noise for maximal comfort. Self Learning integrates and applies wearers' personal loudness preferences automatically, in a multitude of listening situations. Savia Art hearing systems also offer a spectrum of remote control and FM options.

Key features*

- Fully programmable digital hearing system
- 20 bands digital Bionic Perception Processing (BPP)
- AutoPilot – automatic sound scene analysis and dedicated base program selection
- EasyPhone^{plus} – automatic activation of telephone program
- EasyFM – automatic activation of FM program
- SoundRelax – eliminates annoying impulse sounds
- Real Ear Sound – restoring natural orientation
- NoWhistle Technology – advanced Feedback Phase Inverter
- digital SurroundZoom – adaptive 20 channel beamformer
- EchoBlock – reverberation canceller
- Wind Noise Management in two steps

- High Resolution Noise Canceler in 20 channels
- Self Learning
- DataLogging^{plus} with User Preference Tuning
- Flexible fitting – choice of Sound Delivery Systems
- BassBoost – additional audibility in both BTE and custom power solutions
- Remote control binaural functions
- OpenSound fitting
- Mute mode
- Up to 5 manually accessible hearing programs
- Acoustic confirmation for all manual interventions
- End of battery-life indicator
- Delayed Start-up

Fitting software

- iPFG version 1.6 or higher, NOAH compatible








Hardware

- PC (IBM compatible) with NOAHlink and/or HI-PRO interface




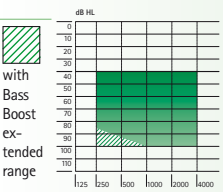
* Please note that some key features are product dependent.

Custom products key features

The complete range of data sheets is available on www.phonak.com

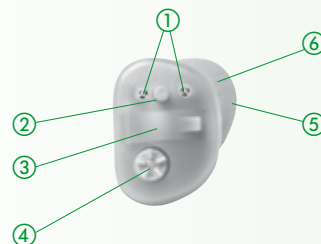
| | | | | | | | Power |
|-------------------------------|---|---|---|--|---|---|---|
| Custom products | Savia Art 11 CIC/MC | Savia Art 11 CIC/MC RC | Savia Art 22 ITC/HS | Savia Art 22 ITC/HS dSZ | Savia Art 33 FS | Savia Art 33 FS dSZ | Savia Art 33 FS P |
| |  |  |  |  |  |  |  |
| Performance profile | | | | | | | |
| Maximum Power Output (dB SPL) | | | | | | | |
| 2 cc coupler | 113 | 113 | 113 | 113 | 115 | 115 | 122 |
| Ear Simulator | 123 | 123 | 123 | 123 | 125 | 125 | 130 |
| Maximum gain (dB) | | | | | | | |
| 2 cc coupler | 35 | 35 | 48 | 48 | 50 | 50 | 55 |
| Ear Simulator | 45 | 45 | 58 | 58 | 60 | 60 | 63 |
| Frequency range (Hz) | | | | | | | |
| 2cc coupler | <100- 6400 | <100- 6400 | <100- 6400 | <100- 6400 | <100- 6400 | <100- 6400 | <100- 5300 |
| Battery size | 10 | 10 | 312 | 312 | 13 | 13 | 13 |
| Working current (mA) | 0.9 | 1.1 | 1.1 | 1.1 | 1.1 | 1.1 | 1.1 |
| Digital SurroundZoom (dSZ) | | | | ✓ | | ✓ | |

Fitting ranges

| | | | | Power |
|--|---|---|--|---|
| | Savia 11 CIC / MC Savia 11 CIC / MC RC | Savia Art 22 ITC / HS Savia Art 22 ITC / HS dSZ | Savia Art 33 FS Savia Art 33 FS dSZ | Savia Art 33 FS P |
| |  |  |  |  |
| | Mild to moderate hearing loss, all audiometric configurations | Mild to moderate hearing loss, all audiometric configurations | Moderate to severe hearing loss, all audiometric configurations | Moderate to severe hearing loss, all audiometric configurations |

Technical description

- ① Microphone input
(2 inputs on Savia Art 22 dSZ and 33 dSZ)
- ② TacTronic Switch
- ③ Battery compartment and programming socket
- ④ Volume control
- ⑤ Sound outlet
- ⑥ Custom made shell



Custom products options

| | Savia Art 11 CIC / MC | Savia Art 11 CIC / MC RC | Savia Art 22 ITC / HS | Savia Art 22 ITC / HS dSZ | Savia Art 33 FS | Savia Art 33 FS dSZ | Power Savia Art 33 FS P |
|---------------------------|--------------------------|-----------------------------|--------------------------|------------------------------|--------------------|------------------------|-------------------------------|
| Volume control | 0 | 0 | 0 | 0 | 0 | 0 | 0 |
| Program switch TacTronic | 0 | 0 | 0 | 0 | 0 | 0 | 0 |
| Remote compatibility | | S | 0 | 0 | 0 | 0 | 0 |
| EasyPhone ^{plus} | | | 0 | 0 | 0 | 0 | 0 |
| T-Coil | | | 0 | 0 | 0 | 0 | 0 |





S = Standard 0 = Optional Blank = not available

Note: Some options are country dependent. Please refer to your order form.

Custom products accessories

| | Savia Art 11 CIC / MC | Savia Art 11 CIC / MC RC | Savia Art 22 ITC / HS | Savia Art 22 ITC / HS dSZ | Savia Art 33 FS | Savia Art 33 FS dSZ | Power Savia Art 33 FS P |
|--|--------------------------|-----------------------------|--------------------------|------------------------------|--------------------|------------------------|-------------------------------|
| <p>Remote controls</p>  <p>WatchPilot2 SoundPilot2 KeyPilot2</p> <p>WatchPilot2 SoundPilot2 KeyPilot2</p> | | ✓ ✓ ✓ | ✓ ✓ ✓ | ✓ ✓ ✓ | ✓ ✓ ✓ | ✓ ✓ ✓ | ✓ ✓ ✓ |
| <p>Multi frequency receivers</p>  <p>MyLink</p> | | | ✓ | ✓ | ✓ | ✓ | ✓ |










BTE options

| | | | | | microSavia Art CRT dSZ | microSavia Art 100 dSZ | Savia Art 211 dSZ | Forte Savia Art 311 dSZ | Power Savia Art 411 dSZ |
|---|---|---|--|--|---------------------------|---------------------------|----------------------|-------------------------------|-------------------------------|
| Hooks |  |  | HE7 680 HE7 mini hook HE7 680 HE9 680 | | | 0 | S 0 0 | S 0 0 | S 0 0 |
| Volume control variations |  |  | Version 1 Version 2 Cover | | | | S 0 0 | S 0 0 | S 0 0 |
| Remote compatibility | | | | | S | S | S | S | S |
| EasyPhone ^{plus} | | | | | S | | S/0 | S/0 | S/0 |
| T-coil | | | | | S | S | S | S | S |
| Open Fitting | | | | | S | S | 0 | | |
| Fit'nGo Canal Receiver Technology (open/closed) | | | | | S | | | | |
| Fit'nGo micro tube (open/closed) | | | | | | S | | | |
| Fit'nGo Slim tube (open/closed) | | | | | | | 0 | | |
| Tamper proof battery compartment | | | | | | | 0 | 0 | 0 |
| Colors Savia BTEs: | Palladium/Pearl, Palladium/Black, Palladium/Red transparent, Palladium/Blue transparent, Palladium/Purple transparent, Pearl, Beige, Taupe, Brown, High-Tech Grey, Light Grey, Light Blue, Light Pink, Blond, Chestnut Brown, Black | | | | | | | | |
| Colors microSavia: | Palladium, Pearl, Transparent Black, High-Tech Grey, Beige, Brown, Taupe, Blond, Chestnut Brown, Black, Grey | | | | | | | | |

S = Standard 0 = Optional Blank = not available

Note: Some options are country dependent. Please refer to your order form.

BTE accessories

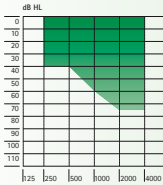
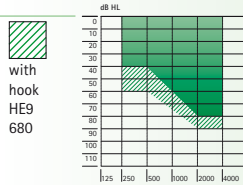
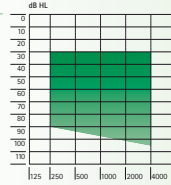

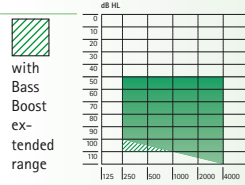
| | | | | | microSavia Art CRT dSZ | microSavia Art 100 dSZ | Savia Art 211 dSZ | Forte Savia Art 311 dSZ | Power Savia Art 411 dSZ |
|------------------------------|---|---|---|---|---------------------------|---------------------------|----------------------|-------------------------------|-------------------------------|
| Remote controls |  |  |  | WatchPilot2 SoundPilot2 KeyPilot2 | ✓ | ✓ | ✓ | ✓ | ✓ |
| Spectacles adaptor | | | | | | | ✓ | ✓ | ✓ |
| Audio shoe AS9-MLxS | | | | | | | ✓ | ✓ | ✓ |
| Multi-frequency receivers |  |  |  | ML9S MLxS MyLink | ✓ | ✓ | ✓ | ✓ | ✓ |
| Multi-frequency transmitters |  |  |  | SmartLink SX EasyLink Campus S | | | ✓ | ✓ | ✓ |
| CROS-adaptor-M2 | | | | | | | ✓ | ✓ | ✓ |
| CROSLink | | | | | | | ✓ | ✓ | ✓ |

BTE key features

The complete range of data sheets is available on www.phonak.com

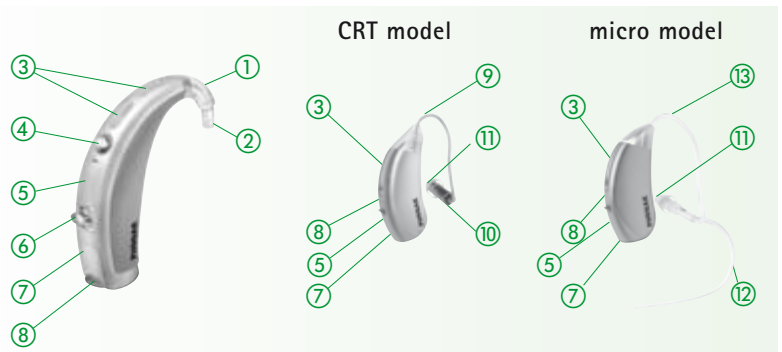
| | | | | Forte | Power |
|-------------------------------------|---|---|--|---|---|
| BTEs | microSavia Art CRT dSZ | microSavia Art 100 dSZ | Savia Art 211 dSZ | Savia Art 311 dSZ | Savia Art 411 dSZ |
| |  |  |  |  |  |
| Performance profile | external receiver | micro tube/ HE9 680 | HE7/HE7 680 | HE7/HE7 680 | HE7/HE7 680 |
| Maximum Power Output (dB SPL) | | | | | |
| 2 cc coupler | 109 | 117/119 | 128/125 | 135/130 | 136/131 |
| Ear Simulator | 121 | 122/127 | 135/131 | 140/138 | 141/139 |
| Maximum gain (dB) | | | | | |
| 2 cc coupler | 44 | 45/52 | 58/53 | 68/63 | 75/70 |
| Ear Simulator | 56 | 58/63 | 61/58 | 71/68 | 80/75 |
| Frequency range – 2 cc coupler (Hz) | <100 - 7900 | <100 - 7900 | < 100 - 6800 | < 100 - 6500 | < 100 - 6200 |
| Battery size | 312 / 10 | 312 / 10 | 13 | 13 | 13 |
| Working current (mA) | 1.0 | 1.0 | 1.1 | 1.1 | 1.1 |
| digital SurroundZoom (dSZ) | ✓ | ✓ | ✓ | ✓ | ✓ |

Fitting ranges

| | | | | Forte | Power |
|--|---|---|---|--|---|
| | microSavia Art CRT dSZ | microSavia Art 100 dSZ | Savia Art 211 dSZ | Savia Art 311 dSZ Forte | Savia Art 411 dSZ |
| |  |  |  |  |  |
| | Mild to moderate hearing loss, ski-slope hearing loss, open fittings | Mild to moderate hearing loss, all audiometric configurations | Mild to moderate hearing loss, all audiometric configurations | Moderate to severe hearing loss, all audiometric configurations | Severe up to profound hearing loss, all audiometric configurations |

Technical description

- ① Transparent hook or slim tube
- ② Sound outlet
- ③ Miniature microphone with Protector
- ④ Program switch (TacTronic)
- ⑤ Access to programming plug
- ⑥ Digital volume control
- ⑦ Serial number
- ⑧ Battery compartment with ON/OFF switch
- ⑨ xReceiver standard unit (Connector, Receiver)
- ⑩ xReceiver standard
- ⑪ Dome
- ⑫ Retention
- ⑬ Micro tube or transparent hook



Programming

Connecting the programming cable to a Savia Art BTE

1. Flip open the cover for the programming socket.




2. Connect the programming plug into the socket.
Use the programming cable CS-44 A (Phonak version) only.
Turn off the hearing instrument during programming.




Connecting the programming cable to a microSavia Art CRT dSZ, microSavia Art 100 dSZ.

1. Open the battery compartment.



2. Connect the programming plug into the socket.
Use the programming cable CS-44 A (Phonak version) only.



Connecting the programming cable to a custom product

1. Open the battery compartment and lift the cover out of the hinge, using the battery compartment tool (twisting motion).



2. Connect the cable. Attach the cable with the blue and red markers to the left and the right hearing instruments, respectively.



Note:

The special clip for the programming cable avoids any excessive traction on the programming socket. It can be mounted on the cable at any position and can be fixed on the wearer's clothing.

